
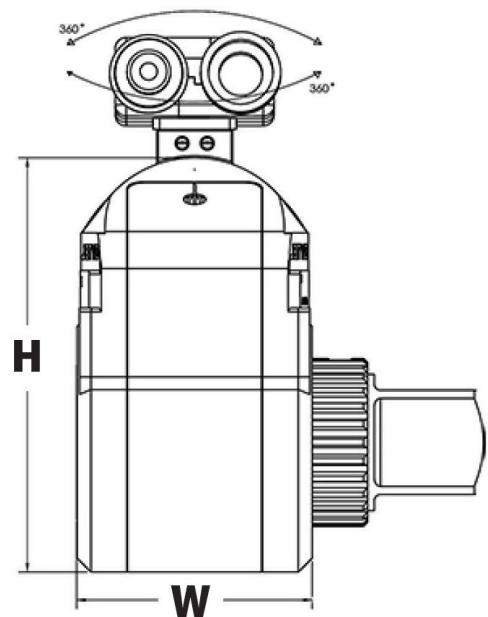
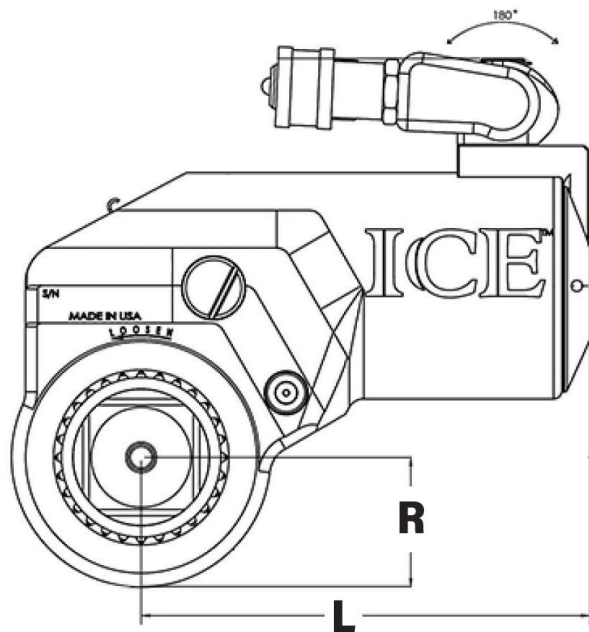


HYTORC ICE HYDRAULIC TORQUE WRENCH

The HYTORC ICE torque wrench is designed to be used with the latest tightening methods. Its extra-strong yet lightweight frame material ensures a long service life.

- | Reaction force taken from the drive shaft
- | Easy tool positioning thanks to the 360° x 360° x 180° rotating connector
- | Compatible with Washer and J-Washer washers as well as NUT fastening elements
- | Dual-action reaction pawl release mechanism eliminates the need for an external release lever
- | Designed for both production and maintenance applications
- | Includes a removable support handle (not included with ICE-.7)
- | Comes with a calibration certificate
- | Delivered in a carrying case





MODELS AND DIMENSIONS

Item	Drive	Torque range Nm	R mm	L mm	H mm	W mm	Weight kg
ICE-.7	3/4"	159 - 1 092	25	95	117	47	2,1
ICE-1	3/4"	266 - 1 740	29	113	131	55	2,7
ICE-3	1"	623 - 4 179	39	140	167	74	4,6
ICE-5	1 1/2"	1 089 - 7 263	46	164	194	86	8,2

RELEASE MECHANISM



HYTORC's patented dual-action reaction pawl release mechanism eliminates the need for an external release lever. This makes operation easier, especially in hard-to-reach areas.

EASY POSITIONING



The 360° x 360° x 180° rotating connector allows the wrench to be used flexibly without the typical challenges associated with hydraulic hose positioning.

MULTI-PURPOSE USE



ICE is compatible with all HYTORC's patented fastening solutions, including HYTORC Washer washers and HYTORC Nut fastening elements.

ACCESSORIES

HYDRAULIC TORQUE WRENCHES

REACTION ARMS AND SOLUTIONS



1



2



3



4



5



6



7



8



9



10



11



12

Number	Description	Compatibility
1	Square drive type reaction arm	MXT+ / ICE / AVANTI
2	360° x 360° rotatable reaction arm	MXT+ / ICE / AVANTI
3	Standard reaction arm	MXT+ / MXT / EDGE-S
4	Reaction sleeve	MXT+ / MXT / EDGE-S
5	Track pad fixture	MXT+ / ICE / AVANTI
6	Washer driver socket	MXT+ / ICE / AVANTI
7	HYTORC Nut driver	MXT+ / ICE / AVANTI
8	Alco arm	MXT+ / MXT / EDGE-S
9	U-shaped reaction arm	MXT+ / ICE / AVANTI
10	Reaction pad	STEALTH / VERSA / XLCT
11	Alco arm	STEALTH / VERSA / XLCT
12	Welding adapter	MXT+ / ICE / AVANTI

DUAL HYDRAULIC HOSES

- Hose working pressure: 700 bar
- High-visibility color ensures visibility even in poor conditions
- Hose lengths can be customized according to customer specifications, starting from 0.5 m
- All hoses, wrenches, and pumps can be equipped with connectors according to customer requirements
- Standard lengths (m): 5, 6, 8, 10, 12, 16
- Available with protective casing

